


GANGA INTERNATIONAL SCHOOL

HIRAN KUDNA, NEW DELHI-110041

SUMMER VACATION HOLIDAYS HOMEWORK

CLASS-V



Dear Children,

Summer vacations are synonymous with fun, frolic, getting up late in the morning, playing for longer hours with friends, going for picnics, exploring new places and watching fun filled shows on television. But there is a lot more you can do to make your vacations more interesting, meaningful and full of fun while still doing all your favourite things. Here is a 'Summer Vacation Activity Box' just for you. So get ready for your treasure hunt, with the help of your parents.

Few guidelines for your parents to make your long summer break fruitful

- 'Knowledge is power'. Therefore encourage your child to cultivate the reading habit because it not only enhances the knowledge acquired but also develops the vocabulary, language skills and improves spellings. And also read to your child because it builds reading skills and increases his/her attention span.
- 'A Healthy Mind Lives in a Healthy Body'. Encourage your child to go out and play because sports in still discipline, generate sporting spirits, channelize energies constructively.

- Encourage your child to play board games e.g Chess, Ludo, Carrom and Scrabble etc.
- Sensitize your child about the rich culture and heritage by watching different informative channels like 'The National Geographic', 'Animal Planet' etc.
- Encourage your child to watch news channels to keep themselves updated with the current happenings around the world as it will help to improve communication skills and increase vocabulary.
- Encourage your child to do the activities himself/herself and a lot a specific time to do homework every day.
- Communication skills play a pivotal role in grooming the overall personality. Converse regularly with your child, preferably in English. We would appreciate if you adhere to the following points:

The teachers are trying to encourage the children to use simple words, phrases and sentences like:

- May I go to play?
- May I borrow your pencil / eraser / sharpener?
- I have finished my work.
- Mam, may I go for convenience?
- Mam, may I quench my thirst?
- Mam, may I come in please?
- Mam, may I go to the bookshop?
- Mam, may I go to wash my hands?
- Mam, may I sit in the front row as I can't see from the back?
- Mam, please repeat the concept as I'm unable to understand it.
- Mam, I have lost my shoes / blazer / tiffin box / water bottle etc.
- Mam, I came late as I missed my bus.
- Mam, I'm sorry. I have forgotten to bring my book, note book, pencil / eraser / drawing book etc.
- Mam, I'm sorry I couldn't complete my Home Work as I was unwell.

- Mam, may I borrow a pencil / eraser / ruler etc. from my partner as I've forgotten to bring it today.
- I am sorry for the delay.
- Could you hand me the book?
- Could you please shut the door?

Use of magic words like excuse me, sorry, thanks, please.


- When asking for something, say "Please."
- When receiving something, say "Thank you."
- Do not interrupt grown-ups who are speaking with each other unless there is an emergency.
- If you need to get somebody's attention right away, the phrase "excuse me" is the most polite way for you to enter the conversation.
- When you have any doubt about doing something, ask permission first. It can save you from many hours of grief later.
- When you have spent time at your friend's house, remember to thank his or her parents for having you over and for the good time you had.
- Knock on closed doors and wait to see if there's a response before entering.

Children can be encouraged to use simple words and sentences at home also. For example

- Mummy, may I help you in the kitchen?
- Mummy, should I help you wash the dishes today?
- Papa, can I help you wash the car?
- Grandpa, should I come with you for a walk?
- Grandma, should I read the newspaper?
- Mummy, may I get you a glass of water?
- Mummy, may I take some more Ice-Cream from the fridge?
- Papa, I'm sorry I was rude to you.
- Papa, please teach me how to ride a bicycle.
- Mummy, may I join the summer workshop?

- Mummy, may you teach me to make cold coffee please?
- Didi, may you help me find my English note book?
- Papa, may we go cycling together today?
- Wishing people properly - Hello Uncle / Aunty how are you?
- Wishing parents and elders Good Morning, Good Afternoon, Good Evening and Good Night.

If we, as teachers and parents make a sincere effort and pay attention to the above mentioned points, we can help our children to learn, to understand and speak English at an early age.



FUN TIME

Watch the movie 'The Jungle Book', 'Home Alone', 'Planet of the Apes' or 'Ice Age' (English)

- 1) Which character did you like the most and why?
- 2) If you were to direct the movie, would the story be any different? How?
- 3) Design a poster of the movie you saw on A3 size sheet.




CREATIVE TIME

Make an attractive poster or a collage on your favourite Indian Super Achiever. He or she can be from any field i.e. art, music, sports, politics etc. Make it on an A3 size sheet.



HANDWRITING

Do page 6-20 in your handwriting book.



REVISION TIME

Revise all the work done in the class.

BE IN TOUCH

1) Write a letter to one of your classmates describing him/her about how you are spending your summer vacations. The letter has to be written on an inland letter and posted with proper address on it. The student receiving the letter has to submit it to the teacher after the holidays.



हिंदी

- 1) रंगोली पृष्ठ 1से 30 तक अभ्यास कीजिए।
- 2) निम्नलिखित विषयों पर अनुच्छेद लिखिए:-
क. मेरा प्रिय खेल ख. मेरा प्रिय नेता ग. मेरे जीवन का लक्ष्य
- 3) अंकुर के पाठ 1,2,4और 5 के शब्दों को हिन्दी शब्दकोश के अनुसार लिखकर उनके अर्थ लिखिए।
- 4) निम्नलिखित चित्र पर आधारित कहानी लिखिए:-



- 5) समाचार पत्र पढ़कर 5 मुख्य दैनिक समाचार और अधिकतम-न्यूनतम तापमान की कटिंग चिपकाएँ।
- 6) प्रोजेक्ट कार्य-रोलनं. 1से15 संज्ञा का चार्ट चित्र सहित बनाइए।
रोलनं. 16 से 30 सर्वनाम का चार्ट चित्र सहित बनाइए।
रोलनं. 31 से 50 क्रिया का चार्ट चित्र सहित बनाइए।
- 7) बाल राम कथा पढ़कर उनके जीवन की प्रमुख घटनाएं लिखिए।
- 8) क्रियाकलाप-अंकुर पाठ 3 'घड़ी का इतिहास' पढ़कर घड़ी का चित्र बनाइए और उसके बारे में लिखिए।
- 9) अंकुर के पाठ 1,2,4 और 5, व्याकरण के पाठ 1,2 और 16 याद कीजिए।





- 1) Paste a bill in your copy and colour the weight of things bought in Kg in red and gmin green.
- 2) Arrange 36 apples in 3 different ways. Draw and show.
- 3) Observe ten cars and note down their plate number and then
 - a) Differentiate odd and even numbers.
 - b) Differentiate prime and composite numbers.



c) Arrange the numbers in ascending and descending order.

- 4) Write down population of 8 large cities of India and fill the following table:

s.no.	Population of cities with their name.	Indian Place Value System	Numbername	International Place value system	Number name.

- 5) Make the charts according to your roll number:
 - 1) Make Indian and international place value chart.(Roll no 1 to 20)
 - 2) Make a chart of different types of fractions with the help of pictorial presentation.(Roll no 20 onwards)
- 6) Do all the HOTS and mental maths question of chapter 1 and 2.
- 7) Write and learn table of 2 to 20.
- 8) Revise all the chapter done in class.



EVS



- 1) It's vacation time and you would surely want to eat something with your family and friends to enjoy it. Prepare some salads or sandwiches on your own and give a treat to your family. List down the ingredients and main nutrients present in them.
- 2) **Reading labels** is really very important to keep us informed about various things about the food we are eating... Collect labels from different food items and note down various important things like: nutrient content, manufacturing date, expiry/ best before date, ingredients, indicator of the food whether it's veg/non-veg/ contains egg. Make sure to check the 'best before' date and do not buy stuff which has passed this date.



- 3) Why plants are called the '*lungs of the earth*'? Explain. Find out six plants that help purify the air. Paste pictures and write about them.
- 4) What do you understand by the term 'Flora'? Describe the flora of India according to the geographical region and paste pictures. (Northern India, Southern, Eastern and Western)
- 5) Your friend from America is keen in knowing the rich culture and heritage of India. Guide him in this journey in the form of scrap book showcasing beauty of your country.



- 6) It's going to be unbearably hot in the coming days. We do so many things to make us feel comfortable to beat the scorching heat. But be a little compassionate about the birds and animals by:
 - 1) Keeping containers of water for them at the suitable places.
 - 2) Create a birdfeeder of your own and hang it in your balcony. Keep refilling it with the feed as and when necessary.




- 3) *My Earth My Responsibility* – Taking care of our planet is our sole responsibility.
- 1) Find information on important days celebrated to protect the environment. Write ways to celebrate these days.
- 2) PROJECT / MODEL MAKING-
Prepare a model on the given topics according to your Roll Nos.
 - 1) Body systems(1- 10)
 - 2) Environment based projects(Pollution, waste management)- (11-20)
 - 3) Conservation of resources(rain water harvesting)- (21-30)
 - 4) Creating your own water filter(31-45)



Important: The child should be well prepared to speak and present on the project as well.

- 5) Revise L-1,3,6,8 for exams.



COMPUTER

A. Revise Lesson 1 and Lesson 3 for class Test in July.

B. Answer the following.

1. Name any three secondary storage devices
2. Which type of memory is known as non- volatile memory?
3. What is a difference between primary and secondary memory?
4. Arrange in ascending order the following units of memory:
TB GB MB KG PB
5. Briefly explain the term Hard disk.
6. Discuss the features that have made flash drive extremely popular.
7. Name the famous I.T Personalities:
 - a. Microsoft(Co-founder)_____
 - b. APPLE (Chairman & CEO)_____
 - c. Founded Google_____
 - d. Infosys (Co-Founder)_____
 - e. Sun Microsystems (Co-Founder) _____
 - f. Founder of Yahoo_____
 - g. Invented WWW_____

h. The First Programmer_____

8. Tick the correct option:

- a. Spread sheet (WinZip/Microsoft excel)
- b. Word processor(Corel Draw/Microsoft Word)
- c. Graphics Software(Microsoft Paint/ Microsoft Word)
- d. Presentation Software(Microsoft Access/ Microsoft Power Point)
- e. Compression (Microsoft Pint / Win Zip)
- f. Desktop Publishing(Microsoft Access/ Corel Draw)

C. Application Based questions.

1. Rayan wants to buy an external hard disk with a storage capacity of 500 GB, but his brother wants a hard disk with a capacity of 1 TB. Their father asked them the questions given below. Can you help Rayan and his brother with the answers?

- i. Which hard disk has more capacity- the 500 GB one or the 1 TB one?
- ii. What is the full form of GB, TB, MB, and KB?
- iii. Name any one other external storage device
- iv. Name any one internal storage device.

2. Sahil could not finish his project work in the class. So, he wants to carry the softcopy of the project to his house in order to finish it. Which device will you suggest him to fulfil the task.

D. Raghav wants to copy 3 movies on a disk, so as to see them at his place. Which type of disk would be the most suitable for this purpose? Make a list of the places where you find touch screens being used and take pictures if possible with the help of an elder. Then prepare a chart using these pictures and write short notes on what these touch screens were meant for.

E. Collect pictures of various storage devices from computer magazines, Internet etc. and make an informative chat on 'TYPES OF STORAGE DEVICES'.

F. Design a poster using MS Word on topic "SAVE ENVIRONMENT". Insert Graphics, clipart, auto shape. Get a coloured printout.